

Another game aid by Universal Head



THE ESOTERIC ORDER OF GAMERS
www.orderofgamers.com

Tabletop game rules summaries, foamcore box plans, articles, interviews, reviews and lots more at www.orderofgamers.com

[@EOGamers](https://twitter.com/EOGamers)
[gplus.to/EOGamers](https://plus.google.com/EOGamers)
facebook.com/EOGamers
[YouTube](https://www.youtube.com/EOGamers) EsotericOrderGamers

These sheets are intended only for the personal use of existing owners of the game for additional reference. Universal Head makes no claim whatsoever to the rights of the publisher and copyright holder, and does not benefit financially from these player aids. Artwork from the original game is copyrighted by the publisher and used without permission. This PDF may not be re-posted online, sold or used in any way except for personal use.

Universal Head. Design That Works. www.universalhead.com

Game: **A STUDY IN EMERALD**

Publisher: **Treefrog Games (2013)**

v1

Mar 2015

Foamcore box insert and trays

All measurements are in millimetres in this format: width x height.

Using Foamcore: The Basics

- Always use a sharp craft knife and a metal ruler, be careful of your fingers, and cut directly down to ensure a clean 90° edge.
- Measure carefully; using a cutting mat marked with a grid can be helpful to ensure accurate 90° angles.
- Draw a thin line of white craft glue along the middle of the foamcore edge and clean up any excess after pressing surfaces together.
- Use dressmaking pins to keep pieces together; you can remove these once the glue is dry.

Foamcore Tutorial Videos

Part 1: www.orderofgamers.com/using-foamcore-part-1

Part 2: www.orderofgamers.com/using-foamcore-part-2

Part 3: www.orderofgamers.com/using-foamcore-part-3

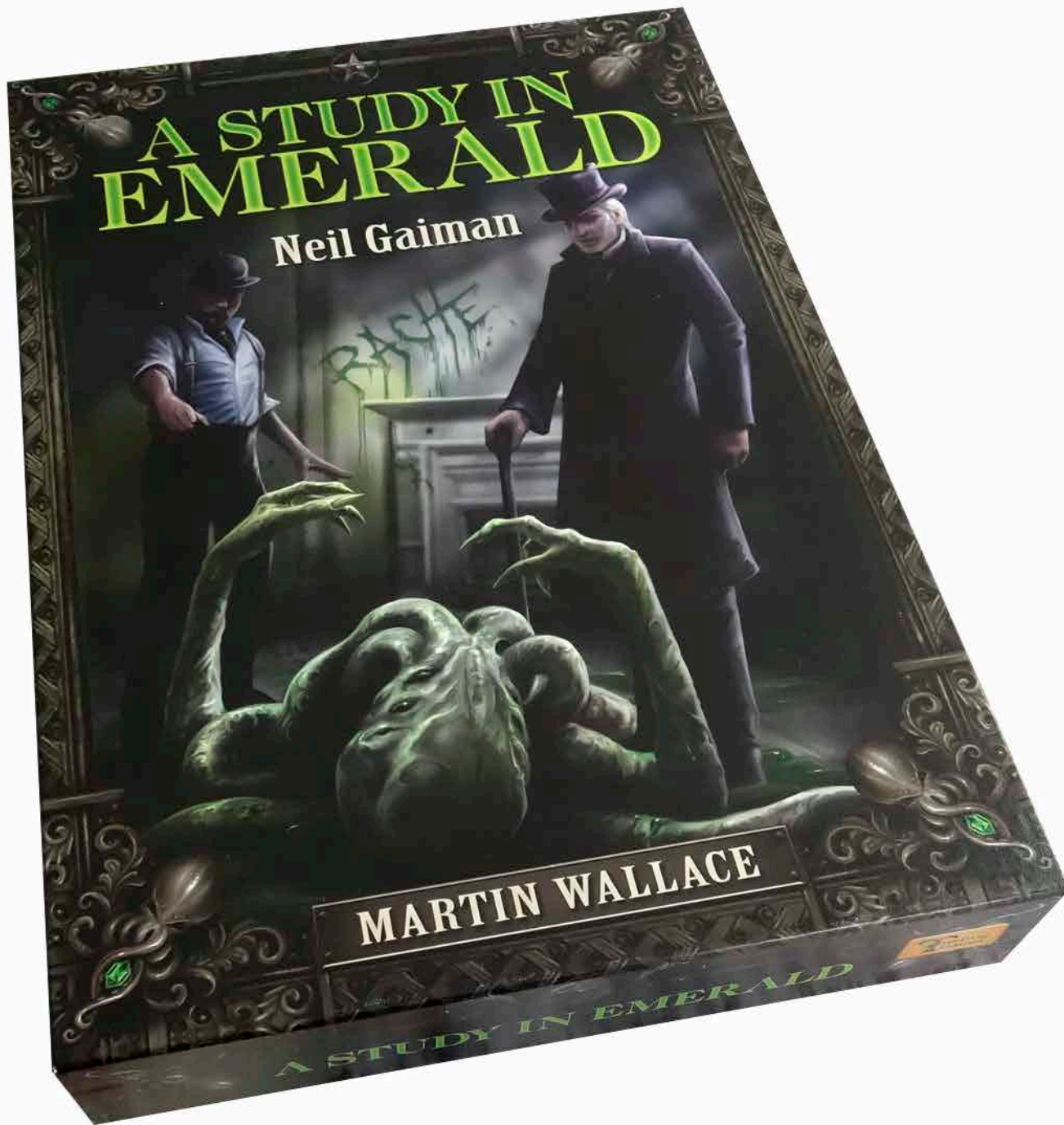
Check out the **forums** at www.orderofgamers.com for inspiration and advice from other members of the Esoteric Order of Gamers.

Please Note

Please note that the accuracy of these plans is not guaranteed and no responsibility is taken for errors. We recommend checking all measurements and using your own discretion as you build. Use at your own risk.

A STUDY IN EMERALD

Neil Gaiman




MARTIN WALLACE

A STUDY IN EMERALD

A STUDY IN EMERALD

Neil Gaiman



MARTIN WALLACE

MARTIN WALLACE






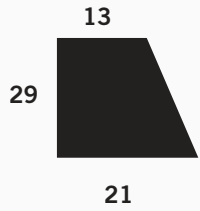
FIGURE & TERRAIN TRAY

- BASE:** 217 x 307
- 1 EXTERIOR WALL:** 207 x 44
- 1 EXTERIOR WALL:** 207 x 29
- 2 EXTERIOR WALLS** see below: 307 x 29
- 4 WALLS (A):** 119 x 29
- 2 WALLS (B):** 155 x 29
- 1 WALL (C):** 135 x 29
- 2 LONG WALLS (D):** 207 x 29
- 4 DIVIDERS (E)** see below: 21 x 29
- 8 SPACERS:** 31 x 29

- TOTAL HEIGHT:**
- SHORT HEIGHT** 34
- TALL HEIGHT** 49



DIVIDERS



EXTERIOR WALLS

