

Another game aid by Universal Head



**THE ESOTERIC ORDER OF GAMERS**  
www.orderofgamers.com

Tabletop game rules summaries, foamcore box plans, articles, interviews, reviews and lots more at [www.orderofgamers.com](http://www.orderofgamers.com)

[@EOGamers](https://twitter.com/EOGamers)
[gplus.to/EOGamers](https://plus.google.com/EOGamers)
[facebook.com/EOGamers](https://facebook.com/EOGamers)
[YouTube](https://www.youtube.com/EOGamers) EsotericOrderGamers

These sheets are intended only for the personal use of existing owners of the game for additional reference. Universal Head makes no claim whatsoever to the rights of the publisher and copyright holder, and does not benefit financially from these player aids. Artwork from the original game is copyrighted by the publisher and used without permission. This PDF may not be re-posted online, sold or used in any way except for personal use.

**Universal Head. Design That Works. [www.universalhead.com](http://www.universalhead.com)**

Game: **W40K: CONQUEST**

Publisher: **Fantasy Flight Games (2014)**

**v1**

**Dec 2014**

**Foamcore box insert and trays**

All measurements are in millimetres  
in this format: width x height.

**Using Foamcore: The Basics**

- Always use a sharp craft knife and a metal ruler, be careful of your fingers, and cut directly down to ensure a clean 90° edge.
- Measure carefully; using a cutting mat marked with a grid can be helpful to ensure accurate 90° angles.
- Draw a thin line of white craft glue along the middle of the foamcore edge and clean up any excess after pressing surfaces together.
- Use dressmaking pins to keep pieces together; you can remove these once the glue is dry.

**Foamcore Tutorial Videos**

**Part 1:** [www.orderofgamers.com/using-foamcore-part-1](http://www.orderofgamers.com/using-foamcore-part-1)

**Part 2:** [www.orderofgamers.com/using-foamcore-part-2](http://www.orderofgamers.com/using-foamcore-part-2)

**Part 3:** [www.orderofgamers.com/using-foamcore-part-3](http://www.orderofgamers.com/using-foamcore-part-3)

Check out the **forums** at [www.orderofgamers.com](http://www.orderofgamers.com) for inspiration and advice from other members of the Esoteric Order of Gamers.

**Please Note**

Please note that the accuracy of these plans is not guaranteed and no responsibility is taken for errors. We recommend checking all measurements and using your own discretion as you build.  
Use at your own risk.

WARHAMMER  
40,000

# CONQUEST

THE CARD GAME



A GAME BY  
ERIC M. LANG WITH  
NATE FRENCH AND BRAD ANDRES



A GAME OF CONFLICT IN THE  
GRIM FUTURE FOR 2 PLAYERS

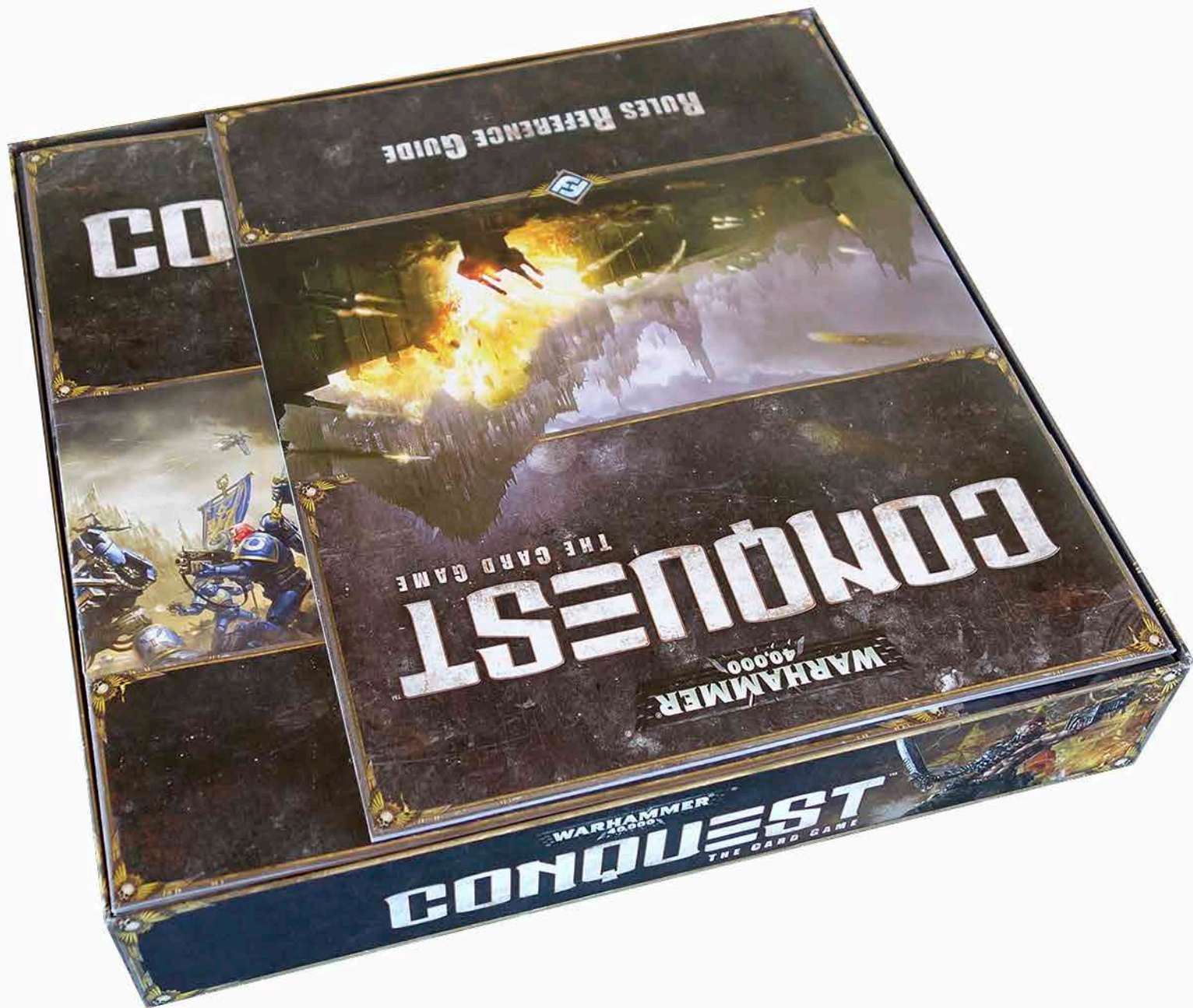
WARHAMMER  
40,000

# CONQUEST

THE CARD GAME







RULES REFERENCE GUIDE

03

CONQUEST  
WARHAMMER  
40,000  
THE CARD GAME

WARHAMMER  
40,000  
CONQUEST  
THE CARD GAME



This tray cover is cut from the supplied cardboard insert.

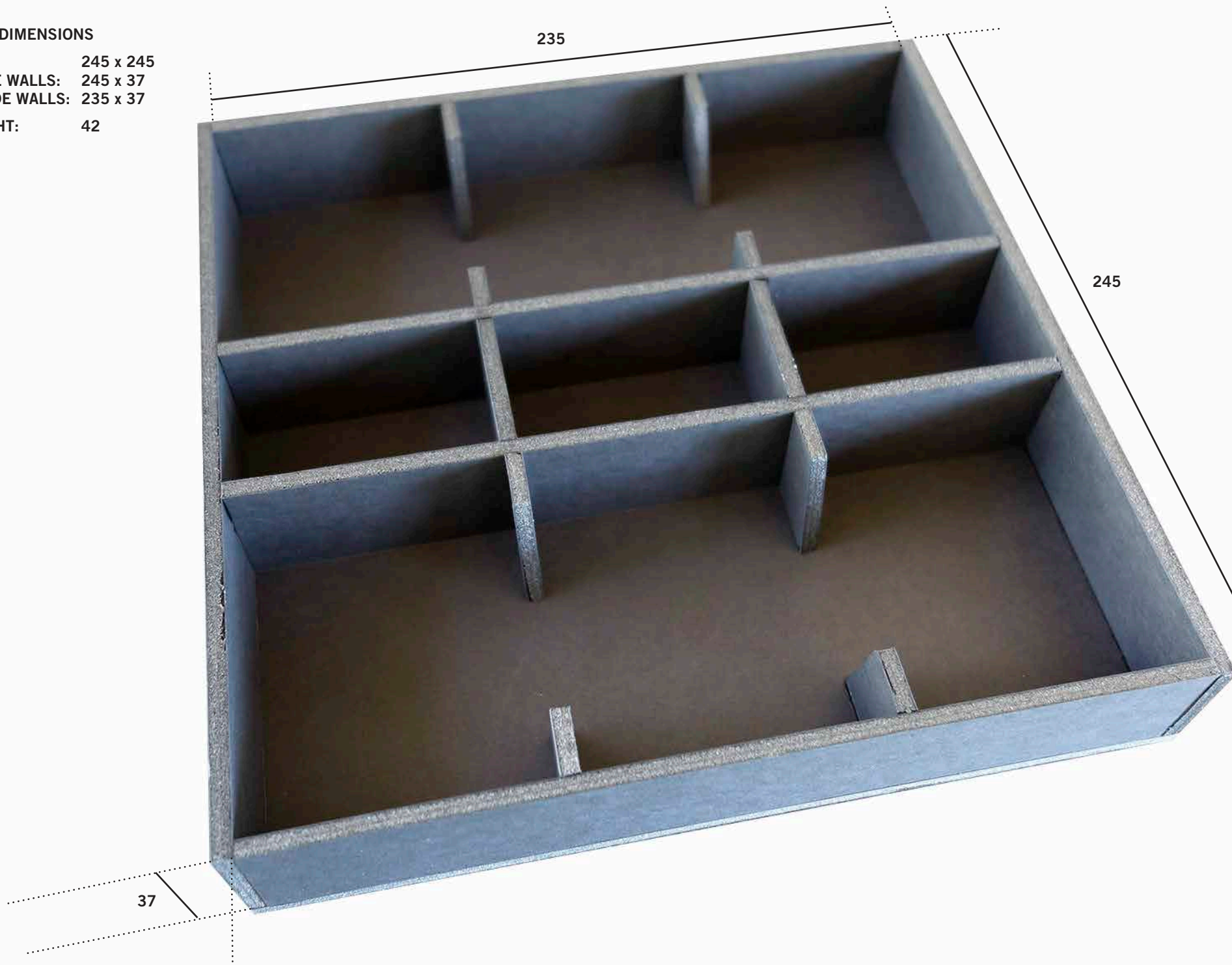




Note my cards are sleeved.

**BASIC TRAY DIMENSIONS**

**BASE:** 245 x 245  
**2 LONG SIDE WALLS:** 245 x 37  
**2 SHORT SIDE WALLS:** 235 x 37  
**TOTAL HEIGHT:** 42



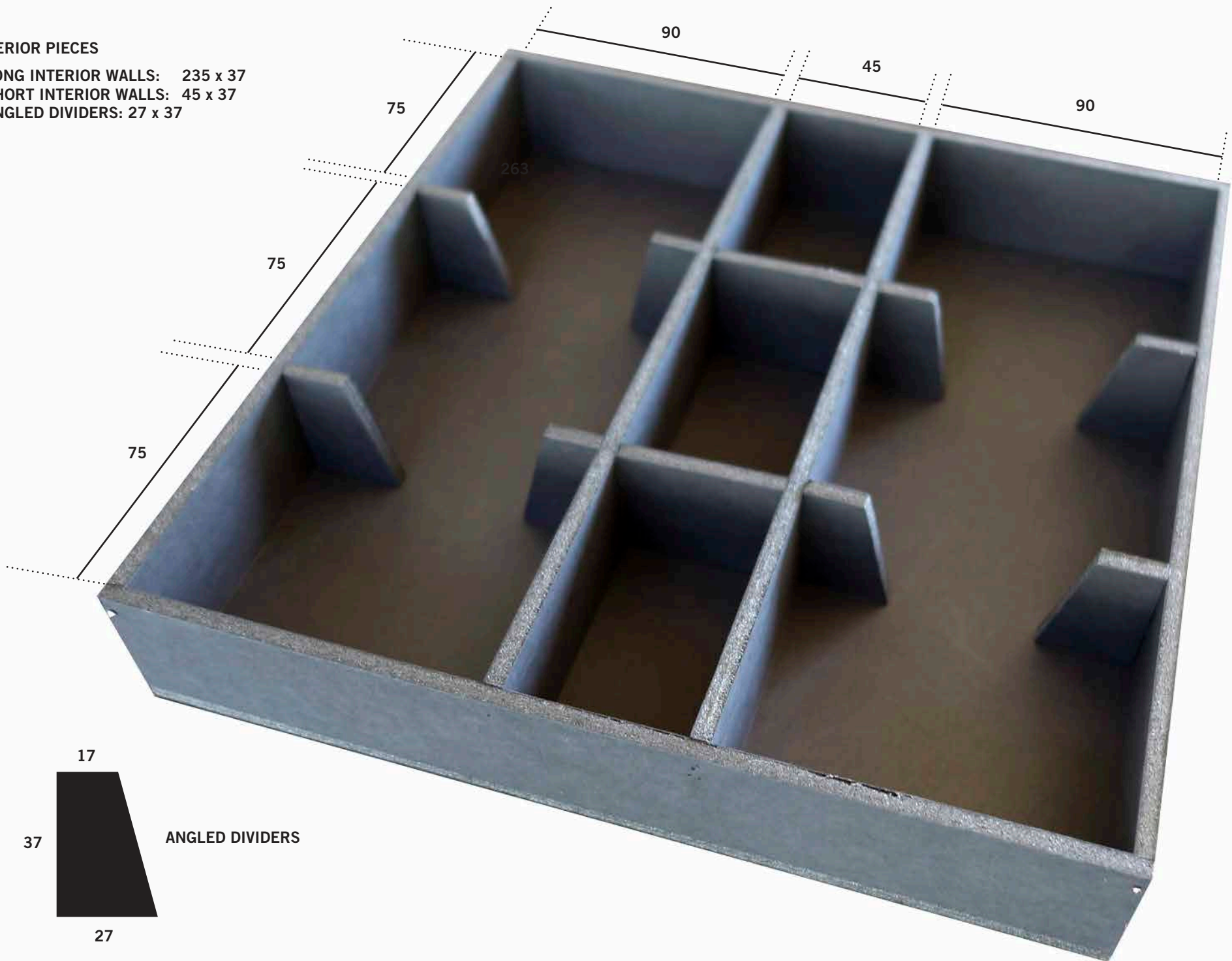


**INTERIOR PIECES**

2 LONG INTERIOR WALLS: 235 x 37

2 SHORT INTERIOR WALLS: 45 x 37

8 ANGLED DIVIDERS: 27 x 37



17

37

**ANGLED DIVIDERS**

27